

# SULZER RAPIER MACHINES

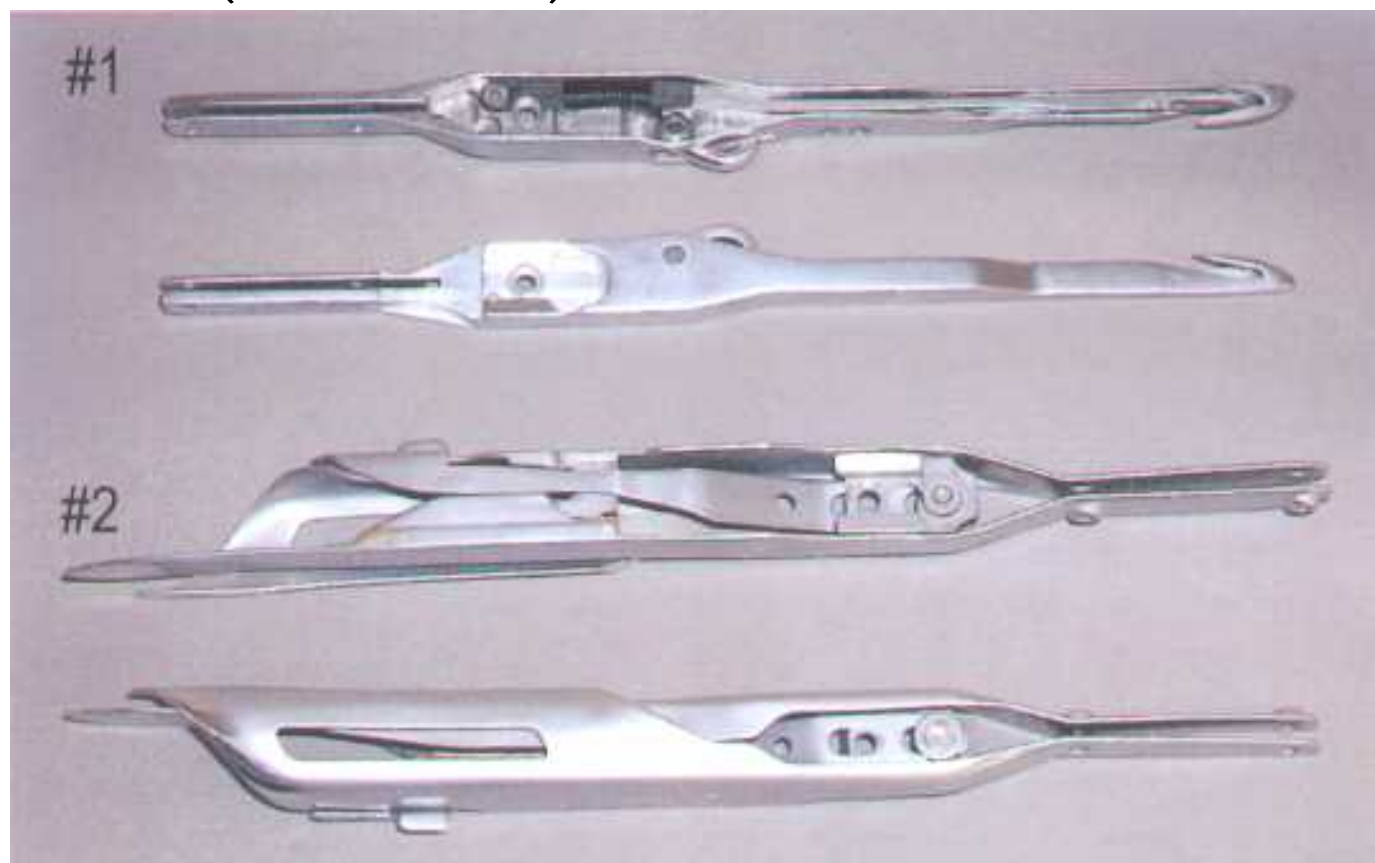
## G6100-BLACK (LHS + RHS)



Pos.	Article No.	Original No.	Description	
#1	1010 BLACK		LH gripper head, smooth	
#1	1020 BLACK		LH gripper head, one groove	
#1	1030 BLACK		LH gripper head, two grooves	
#1	1040 BLACK		LH gripper head, three grooves	
#2	1050 BLACK		RH gripper head, smooth	
#2	1060 BLACK		RH gripper head, one groove	

# SULZER RAPIER MACHINES

## G6100 (LHS + RHS)



Pos.	Article No.	Original No.	Description	
#1	1010	614.640.000	LH gripper head, smooth	
#1	1020		LH gripper head, one groove	
#1	1030		LH gripper head, two grooves	
#1	1040		LH gripper head, three grooves	
#2	1050		RH gripper head, smooth	
#2	1060		RH gripper head, one groove	

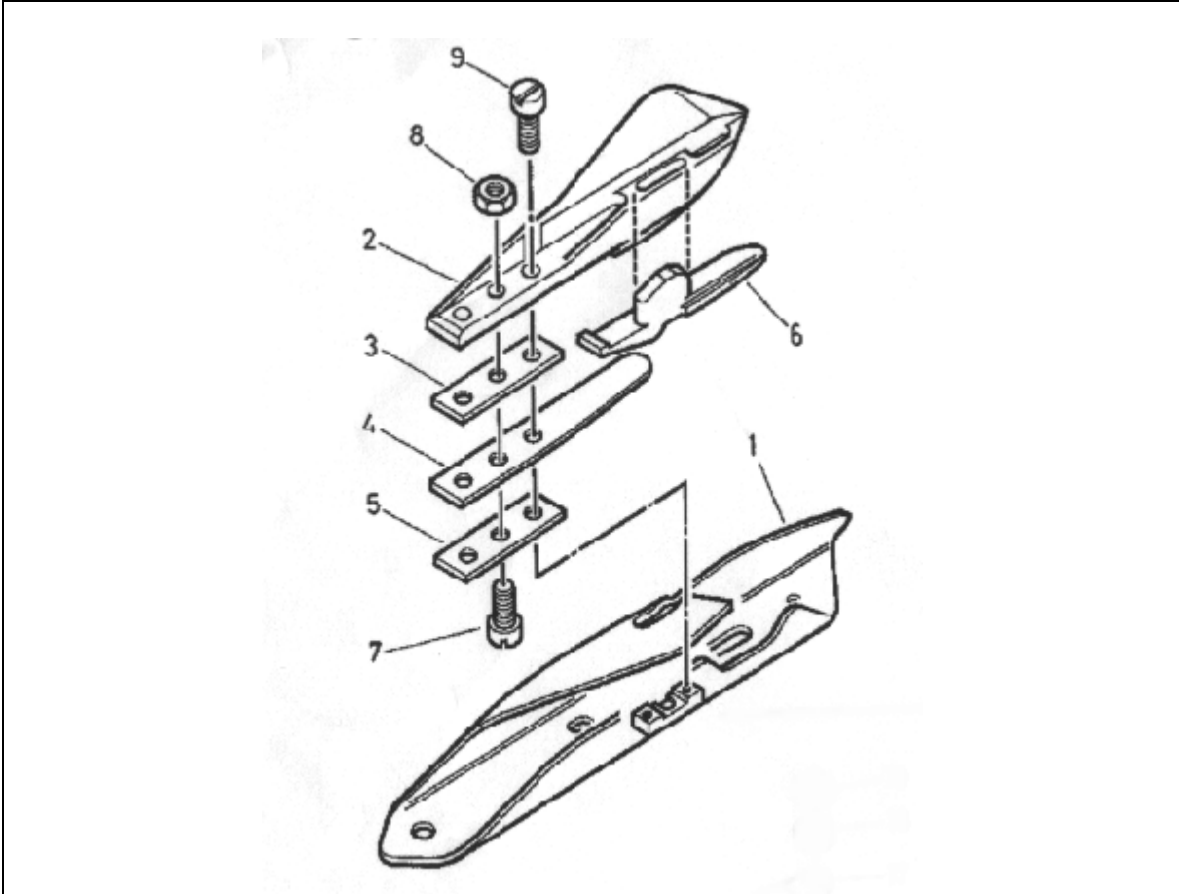
# SULZER RAPIER MACHINES

## G6200 (LHS + RHS)



Pos.	Article No.	Original No.	Description
#1	1210 BLACK		LH gripper head + clamp, L=229.41, <b>type I</b> (regular body)
#2	1220 BLACK	917.655.018	LH gripper head + clamp, L=209.4, <b>type II</b> (high-profile body)
#3	1230 BLACK	917.655.081	RH gripper head, L=229.41, <b>type I</b> (smooth)
#3	1250 BLACK		RH gripper head, L=229.41, <b>type I</b> (1 groove)
#3	1270 BLACK		RH gripper head, L=229.41, <b>type I</b> (2 grooves)
#3	1290 BLACK		RH gripper head, L=229.41, <b>type I</b> (3 grooves)
#4	1240 BLACK		RH gripper head, L=209.4 <b>type II</b> (smooth)
#4	1260 BLACK		RH gripper head, L=209.4 <b>type II</b> (1 groove)
#4	1280 BLACK		RH gripper head, L=209.4 <b>type II</b> (2 grooves)
#4	1300 BLACK		RH gripper head, L=209.4 <b>type II</b> (3 grooves)

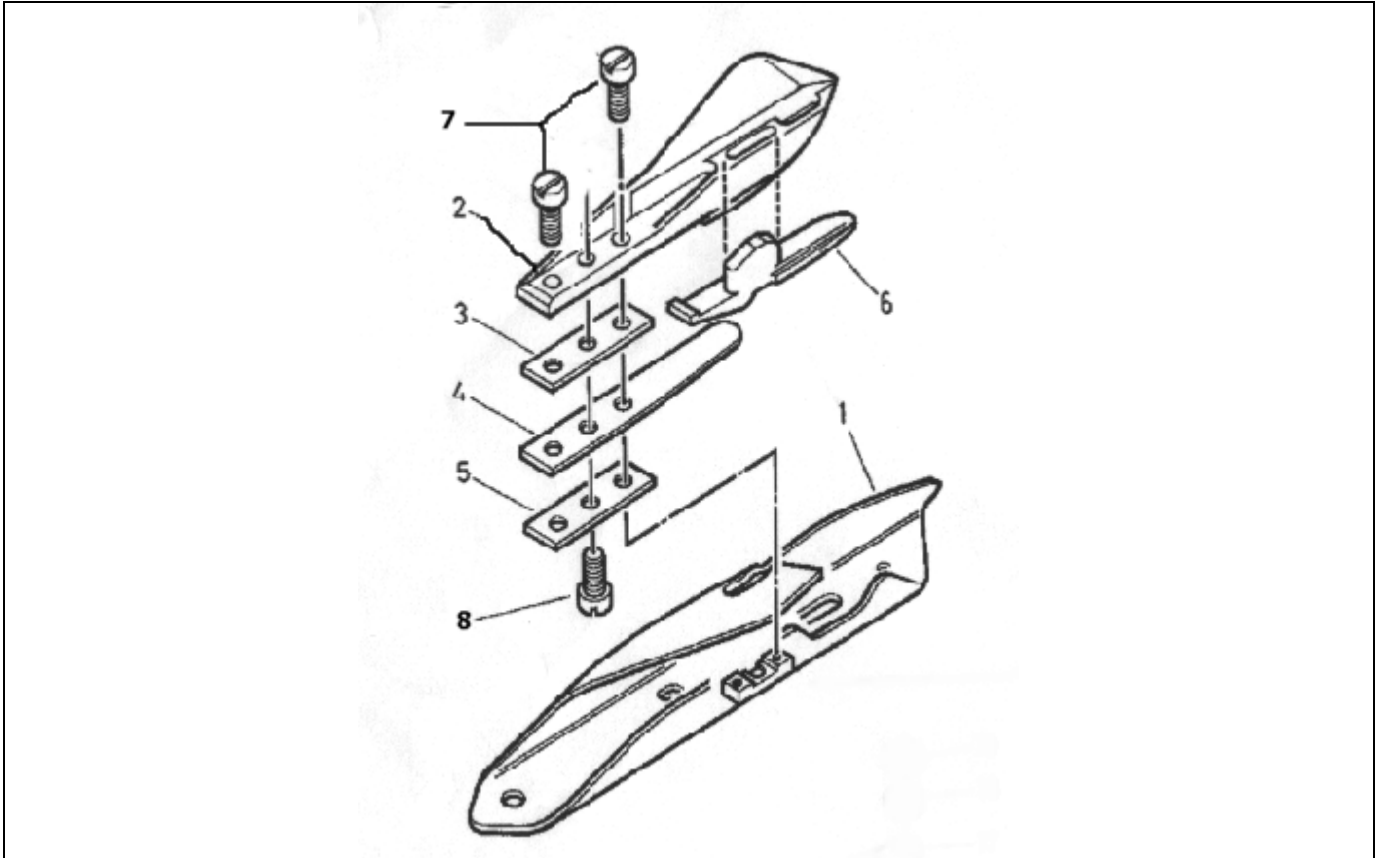
**SPARE PARTS FOR G6200 - TYPE 1 GRIPPER HEAD**  
**1210.00**



POS.	TEXMER #	SULZER #	DESCRIPTION
1	1210.01	621.375.000	G6200 GRIPPER BODY LHS - TYPE I
2	1210.02	621.210.000	SUPPORT
3	1210.05	621.517.000	SPACING PIECE (4.25X0.4X18)
4	1210.04	621.231.005	FLAT SPRING (0.5 MM)
5	1210.05	621.517.000	SPACER (4.25X0.4X18)
6	1210.03	621.233.000	CLAMP
7,8,9	1210.06 (screw set + nut)	921.870.348 921.876.038 921.871.597	2 - CYLINDER SCREWS (M2X6-4.8) 1 - CYLINDER SCREWS (M2X5-4.8) 1 - HEXAGONAL NUT (M2X1-8)

**SPARE PARTS FOR G6200 - TYPE II GRIPPER HEAD**  
**(HIGH-PROFILE BODY)**

1220.00

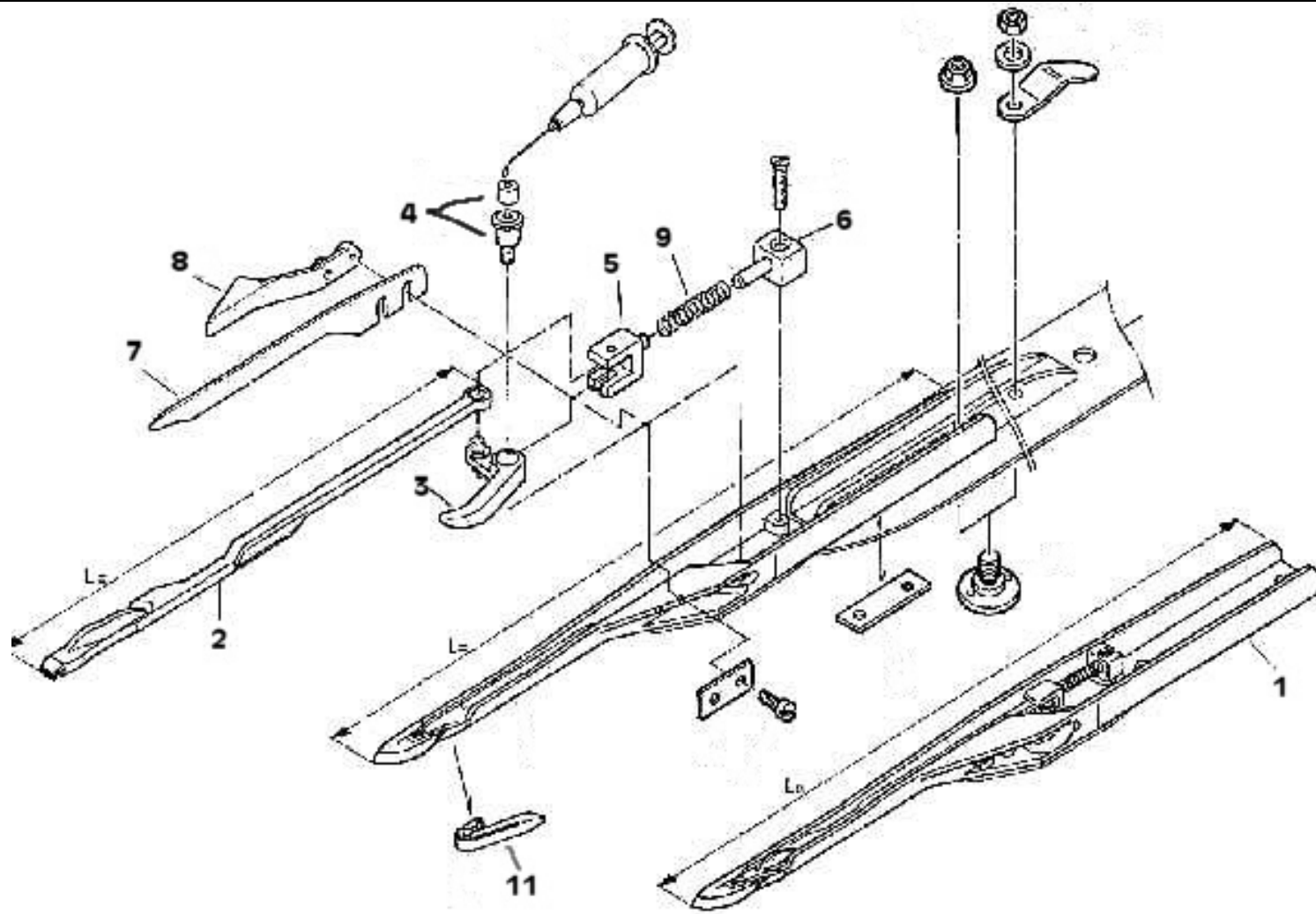


POS.	TEXMER's Part #	Manufacturer's Part #	DESCRIPTION
1	1220.01		G6200 GRIPPER BODY LHS - TYPE II
2	1220.02		SUPPORT
3	1220.05	621.517.000	SPACING PIECE (4.25X0.4X18)
4	1220.04	621.231.005	FLAT SPRING (0.5 MM)
5	1220.05	621.517.000	SPACER (4.25X0.4X18)
6	1220.03	622.371.000	CLAMP
7	1220.06 (cylinder screw set)		2 - CYLINDER SCREWS (M2X5)
8	1220.06 (cylinder screw set)		1 - CYLINDER SCREW (M2X3)

**SPARE PARTS FOR G6200 - TYPE I GRIPPER HEAD**

**RHS**

1230.00



**SPARE PARTS FOR G6200 - TYPE I GRIPPER HEAD**

**RHS**

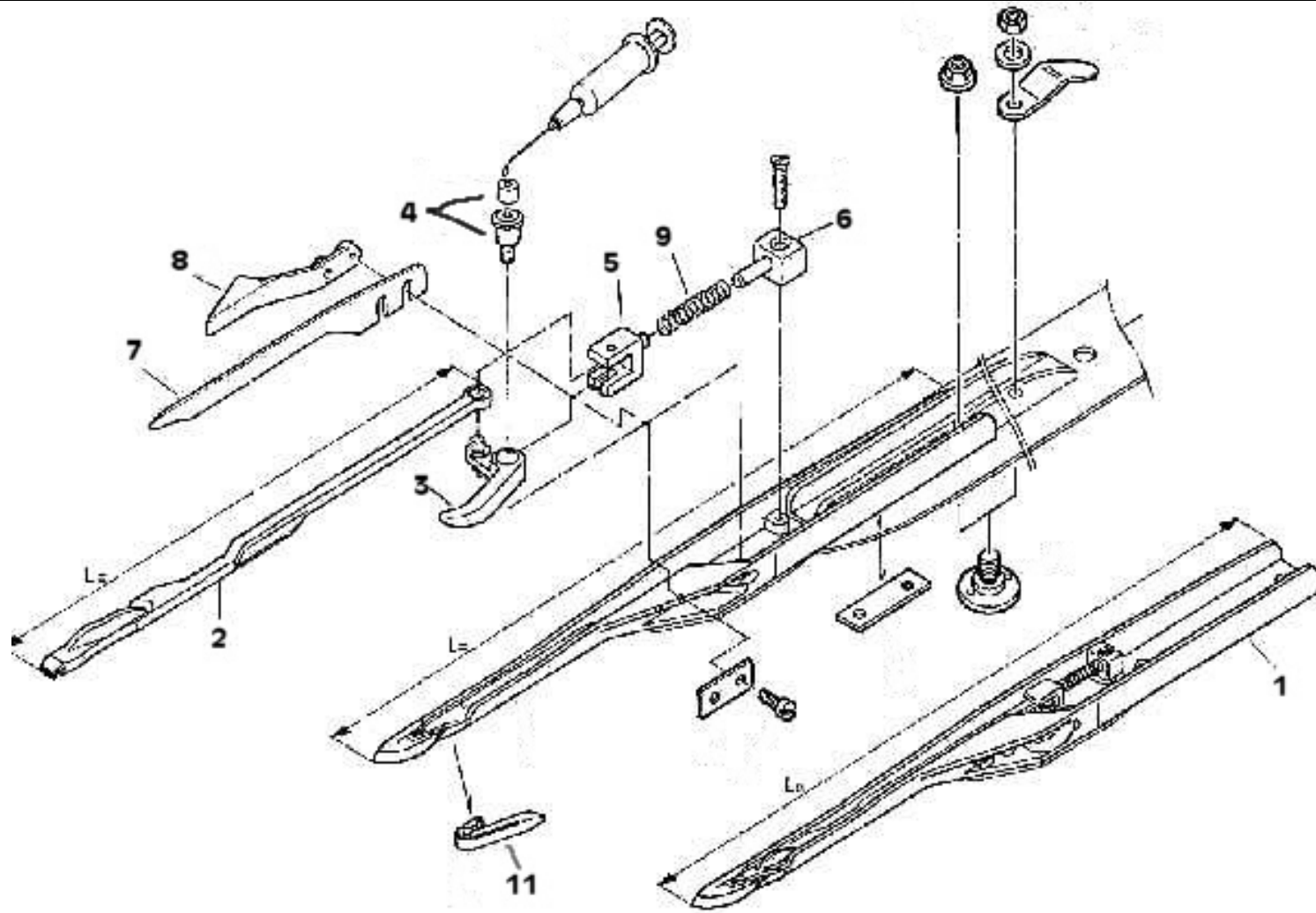
**1230.00**

POS.	TEXMER #	SULZER #	DESCRIPTION
0	1230.00	917.655.082	G6200 GRIPPER HEAD RHS, TYPE-I, <b>SMOOTH</b> , L=229.41
0	1250.00		G6200 GRIPPER HEAD RHS, TYPE-I, <b>1-GROOVE</b> , L=229.41
0	1270.00		G6200 GRIPPER HEAD RHS, TYPE-I, <b>2-GROOVES</b> , L=229.41
0	1290.00		G6200 GRIPPER HEAD RHS, TYPE-I, <b>3-GROOVES</b> , L=229.41
1	1230.01		RH Gripper body
2	1230.02	630.337.000	Tongue with bush, smooth, L=131
3	1230.03	621.206.000	Opener lever
4	1230.04	621.201.000 621.848.000	Shaft Darning
5	1230.05	622.512.000	Front spring support
6	1230.06	621.197.000	Rear spring support
7	1230.07	630.598.000	Guide plate, L=95.5
8	1230.08	621.199.000	Support / flat spring
9	1230.09	023.568.601	Pressure Spring, 620g
10	1230.10		RHS set screws
11	1230.11		Tongue with bush, 1 groove
11	1230.12		Tongue with bush, 2 grooves
11	1230.13		Tongue with bush, 3 grooves

**SPARE PARTS FOR G6200 - TYPE II GRIPPER HEAD**

**RHS**

1240.00



**SPARE PARTS FOR G6200 - TYPE II GRIPPER HEAD**

**RHS**

**1240.00**

POS.	TEXMER #	SULZER #	DESCRIPTION
0	1240.00	917.655.029	G6200 GRIPPER HEAD RHS, TYPE-I, <b>SMOOTH</b> , L=209.4
0	1260.00		G6200 GRIPPER HEAD RHS, TYPE-I, <b>1-GROOVE</b> , L=209.4
0	1280.00		G6200 GRIPPER HEAD RHS, TYPE-I, <b>2-GROOVES</b> , L=209.4
0	1300.00		G6200 GRIPPER HEAD RHS, TYPE-I, <b>3-GROOVES</b> , L=209.4
1	1240.01		RH Gripper body
2	1240.02	622.395.000	Tongue with bush, smooth, L=111
3	1240.03	621.206.000	Opener lever
4	1240.04	621.201.000 621.848.000	Shaft Darning
5	1240.05	622.512.000	Front spring support
6	1240.06	621.197.000	Rear spring support
7	1240.07	630.599.000	Guide plate, L=85.5
8	1240.08	621.199.000	Support / flat spring
9	1240.09	023.568.601	Pressure Spring, 620g
10	1240.10		RHS set screws
11	1240.11		Tongue with bush, 1 groove
11	1240.12		Tongue with bush, 2 grooves
11	1240.13		Tongue with bush, 3 grooves